

The
Chelmsford Society of Model Engineers
and the
Chelmsford Model Aircraft Club



EXHIBITION
of
ENGINEERING in MINIATURE

Shire Hall, Chelmsford

May 18th to 21st, 1949

Official Catalogue : : : : *Price Sixpence*

Designers and Manufacturers:—
Lathes, Press Tools, Jigs and Fixtures, Gauges,
Precision Grinding, Etc.
Production, Machine Work and Welding
Pattern Makers

CRANSTON
ENGINEERS
REGD.

OUR LATHES
ARE NOW IN PRODUCTION
and can be
SEEN AT OUR SHOWROOMS

THIS LATHE has been designed
to give long life, and is also in
the **PRECISION CLASS**

THE MACHINE is entirely manufac-
tured at our own works and is made by
Skilled, Keen and Qualified Workmen

We have large quantities of Machine Tools,
Radial Fixtures, Dividing Heads, Machine Vices,
Lathe Tools, Boring Bars, Die Heads, Chasers,
Elect. Motors, Etc.

We also have a number of S/Hand Machines
and Tools in Stock. Lists of these can be
obtained from our Showrooms or on the Stand

Office and Showroom
124 RAINSFORD ROAD
CHELMSFORD

Phone 4917

Works:
55a RAINSFORD ROAD
CHELMSFORD
ESSEX

“OUR FIRST EXHIBITION” AT CHELMSFORD

Will carry the finest Quality—Variety and number of small locomotive castings ever shown in any Exhibition.

Have you seen our finished Boilers? Have a look at our machined cylinder blocks; the only firm that can offer them at such a competitive price for such a good job.

Try our tools; the finest value available.

KENNION Bros. (Hertford) LIMITED

Registered Office :

7 GREENWAYS

Stores and Showrooms :

2 & 2a RAILWAY PLACE, HERTFORD, HERTS.

★★ ANOTHER GRAYSON TRIUMPH ★★

The latest of the versatile - accurate - dependable - GRAYSON series .

THE

“Graduate”

3½” Centre Lathe


Delivery from Stock

Write for further particulars

E. GRAY & SON LTD.

**3 CLERKENWELL RD
LONDON, E.C.1**

Telephone : CLERkenwell 1174



KEIL KRAFT

OUTSTANDING MODEL PLANE KITS



The Southerner 60" Span

Every Keilcraft kit measures up to a very high standard. See them at your local model shop . . . you will be delighted with the quality of both materials and design.

THE FAMOUS KEILKRAFT RANGE

PETROL & DIESEL		RUBBER DURATION		GLIDERS	
Free Flight		CONTESTOR	45" SPAN	SOARER MAJOR	60" SPAN
FALCON	96" SPAN	COMPETITOR	32" "	MINIMOJA	50" "
(suitable radio control)		AJAX	30" "	SOARER MINOR	48" "
JUNIOR 60	60" "	EAGLET	24" "	INVADER	40" "
SUPER SLICKER	60" "	ACHILLES	24" "	SOARER BABY	36" "
SOUTHERNER	60" "	ORION	23" "	VICTORY	30" "
OUTLAW	50" "	STRATO BABY	20" "		
SLICKER 50	50" "	PLAYBOY	20" "		
BANDIT	44" "			SOLID GLIDERS	
SCORPION	44" "			COMET	24" SPAN
SLICKER	42" "			POLARIS	20" "
SOUTHERNER MITE	32" "			SPOOK	12 1/2" "
SLICKER MITE	32" "			VEGA	12" "
Control Line		FLYING SCALE			
STUNTMASER	32" SPAN	MUSTANG, TYPHOON,			
HORNET	28" "	THUNDERBOLT, ZERO,			
PHANTOM	21" "	SPITFIRE, PIPER CUB,			
SCOUT Biplane	20" "	TEMPEST, HURRICANE,			
PHANTOM MITE	16" "	FOCKE WULF			

Also a large selection of solid scale models and model aircraft accessories.

KEILKRAFT KITS

Manufactured by E. KEIL & CO. LTD., LONDON, E.2 (Wholesale only)
Also distributors for Mills & E. D. diesels, and Watercraft galleon kits

OO
16.5 m.m.

PECO

EM
18 m.m.

MODEL YOUR TRACK

Permanent Way that is to give satisfactory running—and an appearance that will do credit to you as an Engineer—must be modelled. There is a great difference between model track and modelled track. Peco components—sleepers, chairs, rails, ballast—everything in fact to the smallest detail, enable you to lay track to your own layout design. Track that you would exhibit with pride to any Permanent Way Engineer as an exact miniature reproduction of the real thing. But your greatest thrill comes when you see well made rolling stock gliding gracefully and easily along without sway or “shimmy.” THAT is when you will be glad you decided to lay track — with

PECO-INDIVIDULAY

The Peco Platelayers
Manual—a complete
guide to tracklaying.
4/9 post free

**THE TRUE-TO-TYPE TRACK
for the HOME CONSTRUCTOR**

Send for our fully
ILLUSTRATED
CATALOGUE
1/- post free

Peco Products obtainable only through recognised retailers — we do not supply direct

THE PRITCHARD PATENT PRODUCT COMPANY LTD
PECO WAY, RUSSELL STREET, SIDMOUTH, DEVON

Binnacle SHIP KITS

FULFIL THE CONNOISSEURS
DEMANDS FOR ACCURACY
AUTHENTICITY AND DETAIL

Scale 1/10in. to 1ft.—Scaled down from the original drawings loaned by kind permission

The following models are available—

No. 1	73ft. THORNEYCROFT R.N., M.T.B.	Price 3/9
No. 2	73ft. VOSPER R.A.F., A.S.R. LAUNCH 4/0
No. 3	68ft. CABIN CRUISER 3/9
No. 4	68ft. POWER BOATS R.A.F. LAUNCH 4/0
No. 5	70ft. VOSPER R.N., M.T.B. 4/0

Binnacle MARQUETRY ART SETS

A new fascinating and colourful
hobby . . . Beautiful Pictures
from inexpensive kits

We are proud of “the latest addition to our range, its success was immediate

Lovely pictures made with fine selected veneers

Our full instructions make this age old art one of complete simplicity

No. 1	“THE KINGS ARMS,” Prestbury, Glos.	Price 5/6
	“MEDIEVAL COTTAGES,” Pembridge, Hereford	
No. 2	“A REACH ON THE THAMES” 7/0
	“SHIPS THAT PASS” Beachy Head	

BINNACLE PRODUCTS LTD
93 WALKERS HEATH ROAD, BIRMINGHAM 30

Nobody who models scale 'O' can do without Scaloh

COMPONENTS *for* THE CONNOISSEUR

- ★ The Scaloh mechanism is now available in a larger edition giving increased power for the larger "o" gauge prototypes.
- ★ Type "A" (as already known).
Type "B" (the new one with longer armature and magnet).
- ★ Price, either type, 6½ gns. (including purchase tax).
- ★ Exact scale track components include Bullhead and Flat Base rail. This latter is now to be standard on British Railways. Conductor rail, S.R. pattern. Rail is supplied in nickel silver or steel. Point blades and frogs in nickel silver and both sections. These components make up into the most realistic track it is possible to obtain. Ideal for use with either fine scale or Meta standard wheels.
- ★ Two of the new items available are :—Kits for both L.N.E. and L.M.S. coach bogies. Also scale screw couplings.
- ★ We are continually working on new lines. Some of those in preparation include the following :— Exact scale corridor connections for the various groups. L.N.E. retractable buffing gear which will work in extended and retracted positions. L.M.S. coach buffing gear.
- ★ Send for Catalogue, Price 6d.

If you want to win awards, use Scaloh components.


Obtainable from all good model shops or direct from

ROCKET PRECISION Ltd.



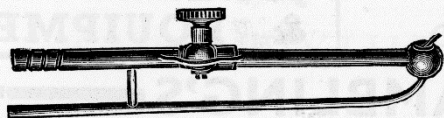
18 Lonsdale Road, Kilburn
London N.W.6

"THE LONDON" **3½" CENTRE LATHE**



Price £31 - 10 - 0 (delivered free)

Full Particulars and Illustration Leaflet Post Free
on application. Hire Purchase terms arranged.



Gas & Air Blowpipe
needle flame

18,6 p.f.

Rubber tubes extra

Mouth Blowpipes

10 inch 1/6

12 inch 1/8



Lathe Drill Chucks

¾" ½"

Par Shank - 10/6 12/6

No. 1 m/t - 12/6 -

No. 2 m/t - 15/6

post free



We hold a full Comprehensive stock of all Tools and materials
for the Model Maker H/S Tools, Drills, Reamers, Taps and
Dies of all threads, Solders, Shim Stock, Drill Stands, Lathe Carriers
Send us yhur enquiries, and we will quote you per return of post.

Personal service to all orders.

E. B. DENNIS & SON, Ltd.

TOOL MERCHANTS

27 UPMINSTER ROAD, RAINHAM, ESSEX

Telephone: Rainham 374.

The Famous JUNEERO BANTAM

model race car

FOR ENGINES UP TO 2.5 c.c.



AS DEMONSTRATED AT MODEL ENGINEERS EXHIBITION, EATON BRAY AND OTHER TRACKS

CHASSIS KIT	42/-
BODY KIT	18/6
BODY KIT	6/6
<i>All Spare Parts Available</i>	

Displayed and Demonstrated by
POPE & SMITH
 Model Specialists
 CHELMSFORD

Registered Dealer for
**JUNEERO KITS
 & EQUIPMENT**

HAMBLING'S

THE HOME OF SCALE "00" GAUGE

We are the Pioneers of "00" Gauge and in the past 20 years have introduced

N/Silver Bull Head Rail

All Metal Coaches

Spring Buffers

Motor Units

Patented 2 Rail Track

No Soldering

Range of true to

Prototype Litho Sheets

Merco Building Papers

etc. etc.

Hambling parts and models are available for "00" Gauge only, we specialise in "00" and our vast experience is put into design and production of all Hambling Products. Send 1/- for our full catalogue post free to:—

HAMBLINGS

10 CECIL COURT,
 CHARING CROSS ROAD,
 LONDON, W.C.2.

The Chelmsford Society of Model Engineers
and
The Chelmsford Model Aircraft Club

President: D. F. CRITTALL, Esq., Silver End

OFFICIAL CATALOGUE
OF
THE EXHIBITION

Judges :

For Locomotives, Marine and General Engineering :

J. N. MASKELYNE, Esq., A.I. Loco. E.

(Editor of "Model Engineer" and "Model Railway News")

N. DEWHIRST, Esq.

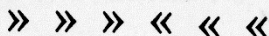
For Aircraft :

B. F. H. COSH, Esq. (Editor of "Model Aircraft")

C. A. RIPPON, Esq.

V. SUTTON, Esq.

INTRODUCTION TO OUR VISITORS



THE Chelmsford Society of Model Engineers and The Chelmsford Model Aircraft Club welcome you to this our Sixth major Exhibition. Apart from the pleasure it may give, we present it with the object of showing all those interested in Model Engineering and kindred Crafts that there exists in Chelmsford a Society whose members are ever ready to help the Youth of the district (and those not so young, for Model making is a hobby to interest all ages) with assistance and encouragement to enable them to maintain that gift of individual craftsmanship and skill, which is in danger of becoming a lost art in this over mechanised and automatic mass production age.

The Society, founded in an attic eighteen years ago by eight men and one lady, with an interest in Steam Locomotives, was originally known as "The Locomotive Brotherhood," but with increased membership and interests the scope of the Society was extended to other spheres of Model work, including Marine Models and Model Aircraft.

A library and workshop were acquired and progress was rapid until 1940, when the War dealt us, in common with other Societies, a blow which obliged us to disperse our equipment and put all our activities into winning the War.

A few older members, in their own workshops, and the Aircraft Section, under the able leadership of Mr. G. Foden (now Area Secretary of the S.M.A.E.) kept things going until the end of hostilities, when the Society once more set out to build up its former strength.

With no headquarters and most of our equipment lost by enemy action and in the general dispersal, we slowly gained momentum, and this year we are in the happy position of having approximately 100 members, equally divided between the Chelmsford Society of Model Engineers and its healthy amalgamated daughter Society, The Chelmsford Model Aircraft Club.

We are still without a communal workshop, but by the generosity of our Vice-President, Mr. W. Gordon Spencer, we now have the use of a small hut in which to meet and work. This last year we have added to our assets 150ft. run of passenger carrying track which, being portable, has been of value in earning money for charity and other worthy causes at eight local fetes during the past summer.

We are now regaining our former position amongst the many other Societies in the Country and we trust that the present Exhibition will interest you. To all our visitors we extend our thanks and we hope that our efforts will have the happy outcome of recruiting more members to our Society. It is a fascinating and useful hobby—why not join us?

Entry forms and all particulars may be obtained from the Secretary:—D. T. WYATT,

“ST. HELENS,”

18 HILLSIDE GROVE,
CHELMSFORD.

» » » » » »

EXHIBITS

HOROLOGICAL, SCIENTIFIC & OPTICAL APPARATUS

Stand 1

No.	Description	Exhibitor
1	Case of Miniature Optical Instruments	A. PULLEN, Cambridge.
*2	Electric Wall Clock	L. C. SILLS, Writtle.
*3	Electric Clock (Alarm). Free Lance	L. C. SILLS, Writtle.
*4	Experimental Electric Clock. Free Lance	L. C. SILLS, Writtle.
5	Electric Clock. Free Lance	A. AVIS & L. C. SILLS, Writtle.
6	Working Model of Gas Meter of 80ft. Capacity (Approx $\frac{1}{2}$ scale)	E. J. SPENCER, Chelmsford.

Stand 2

**MESSRS. KENNION BROS (Hertford) LTD., Display a Range of
High Quality CASTINGS, FITTINGS, TOOLS, MATERIALS and
BOILERS, Etc., Etc., for MODEL LOCOMOTIVES**

Stand 3

MARINE MODELS

7	Motor Torpedo Boat (Electric)	S. KING, Heybridge.
*8	M.V. "Europa" of Copenhagen, Torpedoed during last War	G. H. LANDON, Galleywood.
*9	Australian Wool Clipper, "Ursa" Planked Hall	G. H. LANDON, Galleywood.

* Represents Entry for East Anglian Cup

No.	Description	Exhibitor
*10	Topsail Schooner, "Eva"	G. H. LANDON, Galleywood.
11	Destroyer—Old Type (First attempt at Model Building)	L. C. H. SILLS, Writtle.
*12	Motor Yacht, "Firefly." Free Lance. Planked Hull	L. C. H. SILLS, Writtle.
*13	R.N. 40ft. Speed Launch. Free Lance. Double Diagonal Planking. I.C. Motor Driven	L. C. H. SILLS & A. AVIS, Writtle.
14	Water Line Models of "Queen Mary," "Brittania" and "Santa Maria" in case. Scale, 1in. to 100ft.	E. S. COUSINS, Clacton-on-Sea
15	Power Vessel, S.S. "Penang"	P. R. RICHMAN, Billericay
*16	Steam Cruiser—55ft. Powered by Experimental Steam Turbine (De Laval Type)	W. D. NEEDHAM Writtle.
17	Initial Framework for 4ft. 6in. Destroyer	W. D. NEEDHAM, Writtle.
18	Old Type "Galleon," "Santa Maria"	G. W. THOROGOOD, Colchester
19	Model of "Thames" Sailing Barge	G. W. THOROGOOD, Colchester
*20	High Speed Motor Launch	A. J. PICKETT, Brentwood
*21	Hull of 71ft. 6in. M.K. VI. M.T.B. from design of The British Power Boat Co., Ltd., Southampton	A. E. WESTLAKE, Brentwood
22	Model Canoe in Copper	B. ARMSTRONG, Margaretting
23	Model Sailing Yacht	B. ARMSTRONG, Margaretting
24	Scale Model of H.M.S. "Victory"	G. H. LANDON, Galleywood.

No.	Description	Exhibitor
25	Scale Model of "Cutty Lark." Planked and Coppered	G. H. LANDON, Galleywood.
26	Scale Model of H.M.S. "Warspite" (after Jutland, but before last rebuild)	G. H. LANDON, Galleywood.
27	Working Scale Model of R.M.S.S. "Mauretania" (Electric). Built of strakes cut from tobacco tins	G. H. LANDON, Galleywood.
28	Case of Small Models (Naval Picket Boat, Cutter, Viking Ship, S.M.L.E. Rifle and Armstrong Gun	G. H. LANDON, Galleywood.
*29	J, K or L Class Destroyer. Radio Controlled (Electric Powered)	H. G. BELL Cambridge.
30	Cabin Cruiser (Electric Powered)	E. C. HARVEY Chelmsford.
*31	Viking Ship A.D. 900	A. S. PRIOR W. Hanningfield
*32	Barbary Felucca A.D. 800	A. S. PRIOR W. Hanningfield
*33	Egyptian River Boat B.C. 1000	A. S. PRIOR W. Hanningfield
*34	Irrawaddy River Boat (Paddy Boat) Burma	A. S. PRIOR W. Hanningfield
*35	Arab Dhow	A. S. PRIOR W. Hanningfield
*36	Old Type Galleon "Golden Hind"	A. S. PRIOR W. Hanningfield
*37	Scale Model of "Thorneycroft" M.T.B. Vosper Type	R. A. CHOWNS Prittlewell

GENERAL ENGINEERING MODELS

Stand 4

*38	$\frac{3}{4}$ in. Scale Burrell Traction Engine. Spirit Fired	R. JOHNSON Peterborough
*39	15c.c. Petrol Engine. Water Cooled	A. E. WESTLAKE Brentwood

No.	Description	Exhibitor
*40	Case Model of 8in. Modern Screwcutting Lathe	P. R. RICHMAN Billerica
41	Vertical Marine Engine, 2in. x 2in. Cylinders with original design link motion	S. W. SIMPSON Brentwood
42	Horizontal Mill Engine, 1½in. x 2in. Cylinders by the late E. M. Pearce	S. W. SIMPSON Brentwood
43	Compound Undertype Mill Engine by the late L. M. G. Ferreria, M.I.C.E., Past President of the M.E.E.	S. W. SIMPSON Brentwood
44	Vertical High Speed Engine with Marine Type Boiler. Superheater. Feed Water Heater and Feed Pump	S. W. SIMPSON, Brentwood
45	Original Design Oscillating Engine and Boiler as described in M.E., No. 2244, May 11th, 1944	S. W. SIMPSON, Brentwood
46	Vertical Oscillating Condensing Engine and Boiler of Original Design	S. W. SIMPSON, Brentwood
47	Commercial Type Beam Engine, ½in. x 1in. Cylinder. Period 1870 (maker unknown) and Boiler	S. W. SIMPSON, Brentwood
48	Vertical Compound Engine, Cylinders 1½in. and 2¼in. x 1½in. with Governor. Piped for Compound or Double H.P. Working	S. W. SIMPSON, Brentwood
49	"Ajax" Old Type Commercial Locomotive. Period 1876	S. W. SIMPSON, Brentwood
50	Vertical S.A. Engine and Boiler Commercial, by R. A. Lee. Period 1875	S. W. SIMPSON, Brentwood
51	Vertical S.A. Engine and Boiler on Tripod, by John Bateman of Holborn	S. W. SIMPSON, Brentwood
52	Horizontal Engine and Boiler, from John Bateman's Catalogue. Period 1878	S. W. SIMPSON, Brentwood

No.	Description	Exhibitor
53	Vertical Double Cylinder Oscillating Engine, from R. A. Lee's Catalogue. Period 1880	S. W. SIMPSON, Brentwood
54	Single Cylinder Vertical Steam Fan Engine ex Admiralty	D. F. CRITTALL, Silver End
55	Direct Coupled Steam Lighting Set ex National Steam Bus	D. F. CRITTALL, Silver End
*56	$\frac{5}{8}$ in. bore x $\frac{3}{4}$ in. Stroke S.A. Uniflow Steam Engine	F. L. BEST, Colchester
*57	Single Cylinder D.A. Marine Engine to design of J. H. Benson	J. E. JUNIPER, Colchester
*58	Boiler Feed Pump (Stuart Turner)	J. E. JUNIPER, Colchester
59	Stuart No. 10v Vertical Engine	D. F. CRITTALL, Silver End
60	Horizontal Mill Engine	W. J. SMITH, Chelmsford.
61	Free Lance. I.C. 4-Stroke Engine, made with- out Castings	L. C. SILLS, Writtle.
62	Small Electric Motor and Saw Bench	L. C. SILLS, Writtle.
63	$\frac{3}{4}$ in. x $\frac{7}{8}$ in. S.A. Vertical Steam Engine (unfinished)	W. D. NEEDHAM, Writtle.
64	Early Type Froment Electric Entablature Engine. Period 1867	W. D. NEEDHAM, Writtle.
65	Locomotive Type Feed Pump in Perspex, Driven by Oscillating Engine	J. A. SCARLETT, Chelmsford.

LOCOMOTIVES "O" GAUGE and UNDER ROLLING STOCK and ACCESSORIES

- | | | |
|----|--|---------------------------------|
| 66 | "O" Gauge G.W.R. 2-4-0 Tank Loco-
motive (Electric) | W. H. ROBERTSON,
Chelmsford. |
|----|--|---------------------------------|

No.	Description	Exhibitor
67	"O" Gauge C. Ry. No. 17 4-4-0 (Electric)	W. H. ROBERTSON, Chelmsford.
68	"O" Gauge G.W.R. 0-6-2 Tank Loco- motive (Electric)	W. H. ROBERTSON, Chelmsford.
69	"O" Gauge L.N.E.R. 0-4-4 Tank Loco- motive (Electric)	V. PERRY Chelmsford.
70	"O" Gauge L.N.E.R. 2-6-0 "Mogul" Locomotive (Electric)	V. PERRY Chelmsford.
71	"O" Gauge S.R. 4-4-0 Class L.1. (Electric) Conversion of Commercial Loco	E. J. SPENCER, Chelmsford.
72	"O" Gauge S.R. 0-6-2 Tank Locomotive (Electric)	E. J. SPENCER, Chelmsford.
73	"O" Gauge 2 Coach Suburban Train (Electric)	E. J. SPENCER, Chelmsford.
*74	"O" Gauge L.B.S.C. 4-4-0 Schools Class Locomotive (Steam-Spirit Fired)	A. BEALE, Chelmsford.
*74a	"OO" Gauge 4m/m Electric Locomotive 0-8-0 U.S.A. Austerity Switches	S. R. KEMP, Billericay
75	"OO" Gauge G.W.R. 4-4-0 "3200" Class Loco- motive (Steam Driven)	N. DEWHIRST, Chelmsford.
76	"O" Gauge 2-6-2 American Locomotive Prairie Type. (Free Lance)	R. WRIGHT, Chelmsford.
77	"O" Gauge Ballast Train of Six Trucks "O" Gauge ex S.E.R. Vans (2) "O" Gauge ex L.S.W. Passenger 6- wheel Luggage Van "O" Gauge Engineer's Van ex L.S.W. "O" Gauge 4-wheel Milk Van "O" Gauge S.E. & C.R. Vans	G. C. WOODWARD, Bromley
78	"O" Gauge Open Vestibule Coach (unfinished) S.R.	E. J. SPENCER, Chelmsford.

No.	Description	Exhibitor
79	"O" Gauge Buffet Car, Interior Fitted S.R.	E. J. SPENCER, Chelmsford.
80	"O" Gauge Open Trucks (2) S.R.	E. J. SPENCER, Chelmsford.
81	"O" Gauge Brake Van S.R.	E. J. SPENCER, Chelmsford.
82	"O" Gauge I.C.I. Tank Wagon	E. J. SPENCER, Chelmsford.
83	"O" Gauge Open Container Wagon N.E.	E. J. SPENCER, Chelmsford.
84	"O" Gauge Flat Car L.M.S.	E. J. SPENCER, Chelmsford.
85	"O" Gauge "Dowlow" Lime Wagon	V. PERRY, Chelmsford.
86	"O" Gauge Bogie "Pratts" Oil Wagon	V. PERRY, Chelmsford.
87	"O" Gauge Goods Wagon S.R.	V. PERRY, Chelmsford.
88	"O" Gauge 4-Wheel Petrol Wagon	V. PERRY, Chelmsford.
89	"O" Gauge Guard's Van L.N.E.R.	V. PERRY, Chelmsford.
90	"O" Gauge L.N.E.R. Long Coaches	P. de ORFE, Chelmsford.
91	Lineside Coal Staith	V. PERRY, Chelmsford.
92	Engine Shed, 2-Road	E. J. SPENCER, Chelmsford.
93	Swinging Water Crane and Tank	R. WRIGHT, Chelmsford.

NOTE : Many of the "O" Gauge Entries will be found in actual use on the Working Track. Demonstrations will be given during the Exhibition

Stand 6

- | | | |
|----|--|------------------------------|
| 94 | "OO" Gauge Layout with Locomotives, Rolling Stock and Scenic details in working order (unfinished) | D. R. DICKIE,
Chelmsford. |
| 95 | "OO" Gauge "Trix" Coaches (4) and 12 Assorted "Trix" Goods Wagons | H. B. MORRIS,
Chelmsford. |

No.	Description	Exhibitor
96	Collection of "Micro" Card Models of Locomotives, Rolling Stock and Road Vehicles	W. D. DICKIE, Chelmsford.
*97	4m/m Scale L.M.S. 12T. Large Cattle Van	
	4m/m Scale L.M.S. 12T. Open Wagon	
	4m/m Scale L.N.E.R. 10T. Tube Wagon	A. I. DUNBAR, Upminster

Stand 7

98	Set of Blue Prints of Original Design for "O" Gauge, 4—6—0 Type, Mixed Traffic Class, Steam Driven Locomotive, with an Actual Model built exactly in accordance with those plans by the Designer	N. DEWHIRST, Chelmsford.
----	--	-----------------------------

LOCOMOTIVES and ROLLING STOCK OVER "O" GAUGE

Stand 8

99	9½ in. Gauge, 2in. Scale "Ivatt Atlantic" Chassis and Tender	D. F. CRITTALL, Silver End
100	1in. Scale S.R. "King Arthur" Chassis and Tender	D. F. CRITTALL, Silver End
*101	5in. Gauge U.S. Army Type 2—8—0 Locomotive	R. J. SMITH, Chelmsford.
102	4½ in. Gauge, 1in. Scale "Sandringham" 4—6—0 Locomotive	F. BLOWES, Danbury
103	4½ in. Gauge, 1in. Scale Side Tanker 0—4—0 Locomotive (unfinished)	F. BLOWES, Danbury
*104	3½ in. Gauge, L.M.S. Tank Locomotive "Mollie"	J. H. WHISSTOCK, Woodbridge
*105	3½ in. Gauge Locomotive (unfinished) "Heilan 'Lassie"	J. H. WHISSTOCK Woodbridge

No.	Description	Exhibitor
*106	3½ in. Gauge L.M.S. Class 4 P. Tank Locomotive 2—6—4 (unfinished)	D. J. UNWIN, Cambridge.
107	¾ in. Scale L.N.E.R. Locomotive "Green Arrow"	J. SIGRIST, Chelmsford.
108	3½ in. Gauge Coal Wagon (Free Lance)	J. SIGRIST, Chelmsford.
109	3½ in. Gauge Covered Wagon (Free Lance)	J. SIGRIST, Chelmsford.
*109a	L.B.S.C. "Princess Marina" Stanier L.M.S. 5F Class	S. B. CRISSWELL, Cambridge.
110	¾ in. Scale "Pacific Type" 4—6—2 Locomotive and Tender	D. F. CRITTALL, Silver End
111	1 in. Scale "Sandringham" Locomotive and Tender (unfinished)	A. W. HENDERSON, Shenfield
112	2½ in. Gauge Passenger Coach for "Pull and Push" Branch Line Service	N. DEWHIRST, Chelmsford.
113	½ in. Scale, 2½ in. Gauge Locomotive "Dyak" (on Test Stand)	F. J. SWAIN, Chelmsford.
114	½ in. Scale L.N.E.R. Locomotive 4—6—2 "Flying Scotsman"	R. F. HEMMINGS, Chelmsford.
115	½ in. Scale "Atlantic" Locomotive "Ayesha" (unfinished)	I. R. BAXTER, Brentwood
115a	Gauge 1. Locomotive Coaches and Guard's Van L.N.W.R. (Commercially made)	S. G. SMITH, Chelmsford.

SCENIC and REPRESENTATIONAL MODELS

Stand 9

116	Model of Coggeshall Church	S. LAWRENCE, Chelmsford.
*117	Model of Billericay Windmill about 1890 (from Photographs and Drawings)	H. RICHMAN, Billericay
118	Model Cinema and Shops, 4 m/m Scale	H. RICHMAN, Billericay

No.	Description	Exhibitor
119	Model Houses	B. ARMSTRONG, Margaretting
120	Model of General Layout of Gas Works	P. R. RICHMAN, Billericay
121	Working Model of a Village Pump	W. D. NEEDHAM, Writtle.

Stand 10

- 121a Working Model of a Grinding and Lighting Plant, recently exhibited at the B.I.F.
Messrs. CHRISTY & NORRIS, LTD.,
Chelmsford.

Stand 11

CRANSTON ENGINEERS, CHELMSFORD, Display their High Precision Model Maker's Lathe and Examples of their High Precision Production Work.

Have you a TICKET for the 2½in. Centre Wood Turning Lathe Presented by them for Competition? It is Exhibited on this Stand. The Winner will be announced on the last evening of the Exhibition.

TOOLS and WORKSHOP APPLIANCES

Stand 12

- *122 60 m/m Centre Precision Lathe. All Welded Construction
D. J. UNWIN,
Cambridge
- 123 1in. x 6in. Lathe Bed and Cross Slides
J. A. SCARLET,
Chelmsford.

MODEL CARS AND ACCESSORIES

- 124 Experimental Rail Car Chassis complete with Additional Gears
J. W. SULLIVAN,
London, S.W.8.
- 125 Rail Car Complete, Less Engine
J. W. SULLIVAN,
London, S.W.8.
- 126 10C.C. Engine Mounted in Chassis, complete with Tanks. Less Body
J. W. SULLIVAN,
London, S.W.8.
- 127 "Glo Plug" Power Unit. Tool and Fuel Kit. Drawings and Photographs
J. W. SULLIVAN,
London, S.W.8.

REPRESENTATIONAL ROAD VEHICLES and MISCELLANEOUS

Stand 13

No.	Description	Exhibitor
128	Collection of 16 Models of N.F.S. Fire Appliances	E. V. SUTTON, Billericay
129	Chess Board Model Wheelbarrow Folding Steps Wooden (rehandled) Forks	B. ARMSTRONG, Margaretting
130	Copper Kettle (1in. Scale)	E. J. SPENCER, Chelmsford.

Stand 14

131	Working Model of Old Time Fair. Roundabout, Swing Boats and Transport Wagons	F. W. DUPREE, W. Hanningfield
-----	---	----------------------------------

Stand 15

MESSRS. E. GRAY & SONS, LTD., CLERKENWELL, Display a Comprehensive Range of their High Class LATHES and TOOLS for the discerning Model Maker and Mechanic.

Stand 16

East Anglian Area of the S.M.A.E. Publicity, and covering the activity of Model Aircraft Clubs in this Area, and General Information.

Stand 17

MESSRS. POPE & SMITHS, LTD., CHELMSFORD, Display a Comprehensive Range of Kits, Engines, Materials and Accessories for all types of Model Aircraft, Ships, Cars and Model Railways, etc.

POWER MODELS

Stand 18

132	"Sportwagon" American Type Cabin High wing Monoplane	E. MEAD, Chelmsford.
133	"Screech Howl." Free Lance. Control Line, Powered by Mills MKI Diesel	G. FODEN, Chelmsford.

No.	Description	Exhibitor
134	"Penguin." Free Lance. Low Wing Monoplane, Powered by ED. Comp. Special	G. FODEN, Chelmsford.
135	"Slicker 42" Pylon Type, Powered by Frog 100	D. A. S. HOLMES, Chelmsford.
136	"Scout," Control Line, Powered by ED. MK II.	J. B. PALMER, Chelmsford.
137	"Frog 45," Powered by Free Lance Design Diesel Engine	J. B. PALMER, Chelmsford.
138	"Southern Dragon," Pylon Type, Powered by Frog 100	R. E. BATTING, Broomfield.
139	Biplane Control Line. Free Lance. Powered by ED. MK III. Diesel	F. A. LEECH, Chelmsford.
140	"Black Magic," Cabin Type Monoplane Powered by 2.4CC. Engine	D. WESTLAKE, Brentwood
141	"The Gnat," Biplane. Control Line Powered by ED. MK II. (modified)	R. A. CHOWNS, Southend.
142	"Wren," Cabin Type High Wing Monoplane	K. DEAN, Brentwood
143	"Hell's Angels," Pylon Type	A. DANN, Chelmsford.
144	"Scout," Biplane, Control Line	A. DANN, Chelmsford.
145	"Golden Eagle," Shoulder Wing Monoplane	A. DANN, Chelmsford.
146	"Strato D," Pylon Type	A. DANN, Chelmsford.
147	"Slicker 42," Pylon Type, Powered by Elfin Diesel	A. J. POWELL, Chelmsford.
148	"Mercury Marlin," Semi Scale Control Line	A. J. POWELL, Chelmsford.
149	"Baby Bipe," Stunt Control Line	N. G. A. FROST, Chelmsford.

No.	Description	Exhibitor
150	"Hammerhead," Pylon Contest Type, Span 42in., Powered by ED. Comp Special	R. JOHNSON, Chelmsford.
151	"Baby Bipe," Stunt Control Line, Powered by Mills MK II. Diesel	R. JOHNSON, Chelmsford.
152	"Rapier," Pylon Type, Powered by ED. Diesel	G. PEEK, Springfield.
153	"Satan," Semi Scale Control Line, Powered by "ETA29" Glow Plug Diesel	G. PEEK, Springfield.
154	Free Lance. 48in. Span, Pylon Type	M. GREW, Chelmsford.
155	Free Lance. 36in. Span, Powered by Frog 160	M. GREW, Chelmsford.
156	"Sportwagon," 54in. Span American Type Cabin High Wing Monoplane	M. GREW, Chelmsford.
157	"Slicker 42," Pylon Type	R. KING, Chelmsford.
158	Free Lance. 6ft. Span Cabin Type Powered by ED. Comp. Special	J. B. PALMER, Chelmsford.
159	Free Lance. 9ft. Span, Shoulder Wing Monoplane, Powered by "ETA5" Diesel	C.M.A.C.
160	"Owlet," Low Wing Monoplane, Powered by Electric Motor. (Demonstration of Flying on Circular Track).	R. KING & G. FODEN, Chelmsford.
161	"Scorpion," Cabin Type High Wing Monoplane	A. DANN, Chelmsford.
162	"Pedro I.," 36in. Span, Pylon Type, Powered by ED. Bee Diesel	D. HASLER, Chelmsford.
163	"Fokker Triplane," Control Line Powered by "Cloud Junior" Glow Plug Diesel	S. MITCHELL, Southend.
164	"Nordec Racer," Control Line Powered by Nordec RG. 10	R. DICKENS, Southend.
165	Free Lance. Semi Scale Design based on "Miles Messenger"	E. J. COOPER, Great Baddow

FLYING SCALE MODELS

No.	Description	Exhibitor
166	"De Haviland Chipmunk," Free Flight	A. J. PICKETT, Brentwood
167	"Hawker Sea Fury," Control Line	G. PEEK, Springfield.

RUBBER DRIVEN MODELS

168	Free Lance Design, Indoor Free Flight	D. A. S. HOLMES, Chelmsford.
169	R.T.P. Type Model	D. A. S. HOLMES, Chelmsford.
170	"Northern Star," Duration Model	D. A. S. HOLMES, Chelmsford.
171	"Gamecock," Wakefield Class, Low Wing Monoplane, Contest Model	G. FODEN, Chelmsford.
172	"Horizon II.," Wakefield Class, Streamline Shoulder Wing, Contest Model	G. FODEN, Chelmsford.

SAILPLANES

173	"Buzzard II.," Flying Wing	M. BRIGHT, Galleywood.
174	Free Lance. 7ft. Span	F. A. LEECH, Chelmsford
175	"Saint," Span 51in.	C. WHITEHEAD, Chelmsford
176	"Doverian," Span 72in.	B. P. DAVIS Chelmsford,
177	"Saint," Span 51in.	G. PEEK, Springfield.
178	Free Lance. 60in. Span	M. GREW, Chelmsford
179	"Peregrine," Streamline Shoulder Wing	R. JOHNSON, Chelmsford.
180	"Warring Contest," Model	R. KING, Chelmsford

ARENA

At intervals during the afternoon and evening of Wednesday, Thursday and Friday evening and all day on Saturday, Flying Demonstrations will be given of Electrically Propelled Model Aircraft and other powered Models on the circular track.

APPRECIATION

In addition to its Members, the Society are greatly indebted to the following for Assistance, Prizes, Exhibits and loan of Apparatus.

The Judges

"Cranston Engineers" for Competition Lathe

Messrs. K Model Engineering Co., Ltd.

Messrs. Wilmot Mansour & Co., Ltd.

Messrs. Pope & Smith, Ltd.

Messrs. Christy & Norris, Ltd.

Messrs. Marconis Wireless Telegraph Co., Ltd.

Messrs. Pritchard Patents Products Ltd.

Cambridge & District Model Engineering Society

Billerica Society of Modelmakers

Brentwood & District Society of Model Engineers

Ipswich & District Society of Model & Experimental Engineers

Colchester Society of Model & Experimental Engineers

S. W. Simpson, Esq.

F. W. Dupree, Esq.

And all its Trade Friends and Advertisers

MODEL CRAFT

plans, kits, plan books and accessories

1/-

brings you the complete list of over 500 items of interest to modelmakers

WRITE FOR YOUR COPY TODAY

MODEL CRAFT Ltd.

77 GROSVENOR ROAD, LONDON, S.W.1

EVERY IMPORTANT
EXHIBITION MODEL RAILWAY
BUILT SINCE 1934 HAS BEEN

POWERED BY

SHENPHONE

Power Supply Units

ONLY THE BEST
will do for these layouts

WALKERS & HOLTZAPFFEL

ROMFORD MECHANISMS

MOTOR BOGIES

MECHANISM UNITS


LOCOMOTIVE WHEELS

Obtain our catalogue from a Steward. 24 pages. Price 6d. Or direct from:

61 BAKER STREET, LONDON, W.1

TELE. WELBECK 8835

"K" ENGINES DIRECT FROM FACTORY TO MODELLER



The engine you have all been waiting for

THE NEW 2c.c. K FALCON

It's Terrific! Radial and Beam Mounting

R.P.M. 8,000/10,000 Weight $4\frac{1}{2}$ ozs.


A CHALLENGE TO THE AMERICAN MARKET IN PRICE DESIGN AND PERFORMANCE **59/6**

★ Specially designed for Planes, Cars and Boats, this Diesel is classified as one of the finest in the world

K ENGINES FOR "PLUS" PERFORMANCE

**The New ALL POWERFUL
Diesel 5c.c. Mark II Special**

79/6 K VULTURE




Glow-Plug head 10/- extra
Extended Crankshaft
and Spinner 9/6 extra
6 cz. Flywheel 8/6 extra

This Engine is Worth Double

The Mark III 5 c.c.

VULTURE

Competition Special **95/-**
Rad. and Beam Mounting



★ **The Ideal Engine for Radio Control Planes, Cars and Boats**

*Wins first Competition entered, the London Area Control Line
Competition at Fairlop Aerodrome on October 10th by Len Steward*

The Fastest, Lightest, Most Powerful, 5c.c. made

SEND YOUR ORDERS C.O.D. DIRECT TO FACTORY

K MODEL ENGINEERING Co. Ltd.

GRAVESEND KENT

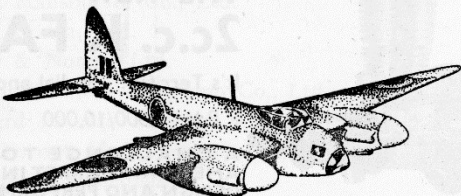
OR TO OUR APPOINTED AGENTS

THE THREE 'A's CONSTRUCTIONAL KITS TO SUIT ALL MODELLERS

AIRYDA

Model Aircraft


Include both flying and non-flying types; sizes and prices to suit all Modellers. Each kit complete with plan, building instructions and all necessary parts.



ANORMA

Model Buildings


This range of Model Buildings includes: shops, houses, factories, railway buildings, etc., which are all designed to 4m.m. scale suitable for 00 gauge Model Railway lay-outs.



AQUILA

Model Ships

This series includes Motor Launches, Cabin Cruisers, Motor Yachts, Cross Channel Steamers, etc. Sizes range from 20ins. to 39ins. in length; and prices from 18/- to 62/6d.



MODELLERS SUPPLY Ltd

ASPLEY HUDDERSFIELD

Telephone 5511 (2 lines)

IF YOUR DEALER CANNOT ASSIST YOU, SEND 4d. STAMP
FOR OUR LATEST 36 PAGE ILLUSTRATED CATALOGUE

MODEL & AIR SPORTS Ltd.

THE "PREMIER"

LONDON FIRM

for

ENGINES (all makes)
BALSA and HARD WOODS
THE POPULAR KITS
LATEST ACCESSORIES

"PREMIER'S"

New 1949 "Trueflite" Range

shortly available, including

"THE WINDJAMMER" 7ft. Glider
30/-

"THE GRASSHOPPER" Scale 5ft.

"DRAGONFLY" Control Line

Write for Full Details or Call

37 UPPER STREET, N.1
132 GREEN LANES, N.13
2a HORNSEY RISE, N.19



M&W

A COMPLETE RANGE
MADE TO CONFORM TO
B.S.I. SPECIFICATIONS.
Nos. 870 and 959.
INTERNAL OR EXTERNAL TYPES.
English or Metric Graduations.

MOORE & WRIGHT (SHEFFIELD) Ltd., SHEFFIELD, EN



... the mark that stands
for all that's best in
OO railway modelling

Send for the

ERG CATALOGUE AND MANUAL

Price 2s. 6d. post free

ERG (Bournemouth) LTD
529 Roumelia Lane
BOSCOMBE, BOURNEMOUTH

JETEX

CHEAPEST FLYING IN THE LONG RUN


Jetex Motors are the cheapest
power units available today and
are trouble free in operation.

Jetex Motors are perfectly safe
and have been approved for all
flights by the S.M.A.E.

Read the 'Aeromodeller' for all
news of the universal competition
for Jet propelled models.

HAVE YOU STARTED THIS FASCINATING HOBBY ?

This photograph is of
a model made from
a 3.3 Bugatti Kit



With S.M.E. Miniature Car Construction Kits you can build perfect 1/32nd scale replicas of famous racing and sports cars. They provide hours of interest in construction and a permanent appeal when completed. By the addition of the motorising kit any of the models can be made to run in a thrilling manner. Join the ranks of enthusiasts all over the Country and start your own stable. Order your kit now from your local model shop or direct from the manufacturers.

GRAND PRIX SERIES

- | | |
|------------------------------|-------------------------------|
| No. 1. 3-litre MERCEDES-BENZ | No. 2. 3.3-litre BUGATTI |
| No. 3. 1½-litre ALTA (1947) | No. 4. 1½-litre E-TYPE E.R.A. |

PRICE: 12/9. Postage 6d.

SPORTS CAR SERIES

- | | |
|-----------------------------------|-------------------------------|
| 1/s 1½-litre "AERODYNAMIC" H.R.G. | 2/s 2-litre "A6" GCS MASERATI |
| PRICE: 12/9. Postage 6d. | PRICE: 13/9. Postage 6d. |

MOTORISING KIT

The use of this kit with any of the above models enables them to be electrically driven in a realistic manner at scale speeds of over 150 m.p.h. Price 15/9. Postage 6d.


FULL INSTRUCTIONS AND DRAWING WITH EVERY KIT

SEND 6d. AND S.A.E. FOR ILLUSTRATED LEAFLETS, TO DEPT. CME.



FULL RANGE OF SPARES AVAILABLE FOR THOSE WHO
WISH TO BUILD "SPECIALS"


MADE-UP MODELS The cars mentioned above can be supplied beautifully finished and mounted on a polished wood base at £7/15/0 (including purchase tax). Maserati £8/15/0 (including purchase tax)




SCALE MODEL EQUIPMENT

MODEL ENGINEERS CO., LTD.

STEYNING, SUSSEX, ENGLAND





Your Model Deserves the Best

You want the right lines . . .
We make it our business to supply them

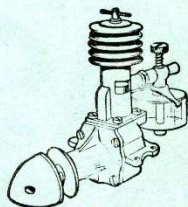

Pope & Smith Ltd.

21 TINDAL STREET, CHELMSFORD

TELEPHONE - CHELMSFORD 2331


All the latest Control-Line, Free Flight and
Radio-control Kits stocked. E.D., Mills, Frog
ETA Engines, &c., CO² Motors, Jetex Outfits
and all accessories the modeller requires

Agents for all leading manufacturers
including KIEL KRAFT, VERON, FROG
AIRYDA, HALIFAX, JUNEERO, Etc.



Meccano - Hobbies - Peco - Bayko
and of course all Sports Equipment

METALWORKING



TYPE M.L.7
3½" x 20" CENTRE
LATHE

EXTENSIVE
RANGE
of
ACCESSORIES
including
VERTICAL SLIDE
FOUR TOOL
TURRET
DIVIDING
ATTACHMENTS
Etc., Etc.


MYFORD LATHES

WOODWORKING

SUPPLIED AS
BENCH LATHE
or on
CABINET STAND

ATTACHMENTS
include

SAW TABLE
DISC SANDER
COMPOUND
SLIDE, Etc.



TYPE M.L.8.
8" SWING. 50"
BETWEEN CENTRES.

Supplied Through Leading Tool Merchants
MYFORD ENGINEERING Co. Ltd., BEESTON, NOTTM.

Shergold Printers Limited, Duke Street, Chelmsford.